



District Report Card: 2017


State: West Bengal	District: Alipurduar
Class: 3	Subject: Language
Schools: 56	Students: 910


Participation/Coverage


Students

GENDER 	Boys		Girls	
	Number	%	Number	%
	420	46.15	490	53.85

AREA 	Rural		Urban	
	Number	%	Number	%
	902	99.12	8	0.88

CATEGORY 	SC		ST		OBC		GEN	
	Number	%	Number	%	Number	%	Number	%
	347	38.13	307	33.74	123	13.52	133	14.62

CWSN 	LD	VI	HI	S&LD	ID	Oth
	8	0	0	1	2	0

Management 	Government		Government-aided	
	Number	%	Number	%
	463	50.88	447	49.12

Average Performance of Students in Language (%)

Overall	Gender		Area		Management		Social Group			
	Male	Female	Rural	Urban	Govt.	Aided	SC	ST	OBC	GEN
70.64	67.10	73.67	70.57	78.33	67.53	73.86	72.80	69.95	68.51	68.57

Performance on Learning Outcomes (LOs)

Learning Outcomes	Description	Average Performance(%)
L304	Reads small texts with comprehension i.e., identifies main ideas, details, sequence and draws conclusions	71.47
L312	Reads printed scripts on the classroom walls: poems, posters, charts etc.	68.97

Range of Performance of Students who Answered Correctly							
Below 30%		30% - 50%		50% - 75%		Above 75%	
Number	%	Number	%	Number	%	Number	%
52	5.71	150	16.48	272	29.89	436	47.91

Lowest Performing Learning Outcomes (LOs)

1 - Reads printed scripts on the classroom walls: poems, posters, charts etc. (68.97)

2 - Reads small texts with comprehension i.e., identifies main ideas, details, sequence and draws conclusions (71.47)